

# Trego County Rural Health Works



KANSAS RURAL  
HEALTH WORKS



Communities Building Affordable & Sustainable Healthcare Systems

## Crime Data

### Introduction

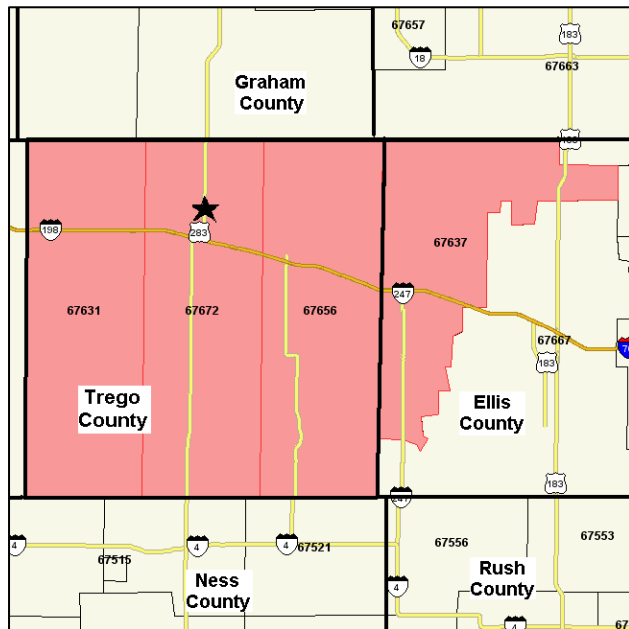
Kansas Rural Health Works (KRHW) is dedicated to helping rural communities build affordable and sustainable local health care systems. Health care is important to seniors, young families and companies. But rural health care systems are facing many challenges: hospitals are closing; services have been cut; doctors won't come to the area or they don't stay; Medicare and Medicaid payments are too low. Rural residents can revitalize their local health care system. KRHW provides the tools. Local visionary leadership puts these tools to work. KRHW helps communities keep health care dollars at home. Sponsored by the Kansas Rural Health Options Project with funding from the Office of Rural Health Policy, Health Resources and Services Administration.

### Crime Data Summary

Following are a variety of data and statistics about criminal activity in Trego County that may have implications related to local health care needs. Most of the data only is available at a county scale and reflects the Trego County boundaries.

- The incidence of crime in Trego County has been about 20 percent of the state average over the past decade. The incidence of both violent crime and property crime increased in 2007 from 2006. Overall, the combined crime index has been trending downward from a peak in 1998.
- The number of arrests in Trego County ballooned for a period between 1997 and 2002 to nearly match the state average of about 30 incidents per 1,000 population per year. Over the past several years, however, the number of incidents was only about half that of the peak. In 2006, the number of both adult and juvenile incidents dropped dramatically.
- The number of full-time law enforcement officials per 1,000 population in Trego County has increased somewhat, but remains well below the state rate.

### Trego County Health Market Area



ZIP codes within the Trego County Health Market Area. Source: Claritas, Inc. 2008

# Trego County Rural Health Works

The incidence of crime in Trego County has been about 20 percent of the state average over the past decade. The incidence of both violent crime and property crime increased in 2007 from 2006. Overall, the combined crime index has been trending downward from a peak in 1998, with the exception of notable upward ticks in 2005 and 2007.

**Table 1. Crime Statistics for Trego County and Kansas**

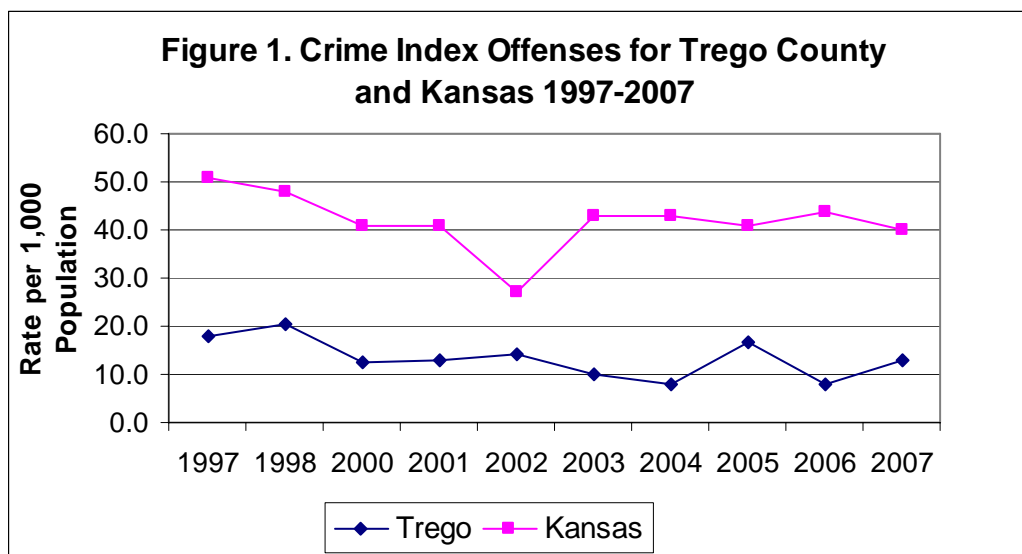
	2006					
	Crime Index Offenses		Violent Crime		Property Crime	
	Number	Rate per 1,000	Number	Rate per 1,000	Number	Rate per 1,000
Trego	14	7.8	0	0.0	14	4.7
Kansas	109,983	43.9	10,951	4.0	99,032	35.9

	2007					
	Crime Index Offenses		Violent Crime		Property Crime	
	Number	Rate per 1,000	Number	Rate per 1,000	Number	Rate per 1,000
Trego	38	13.0	1	0.3	37	12.6
Kansas	111,035	40.0	11,403	4.1	99,632	35.9

Kansas Statistical Abstract, 2007

Index crimes include violent crimes (murder, rape, robbery, and aggravated assault/battery) plus property crime (burglary, theft, and motor vehicle theft).

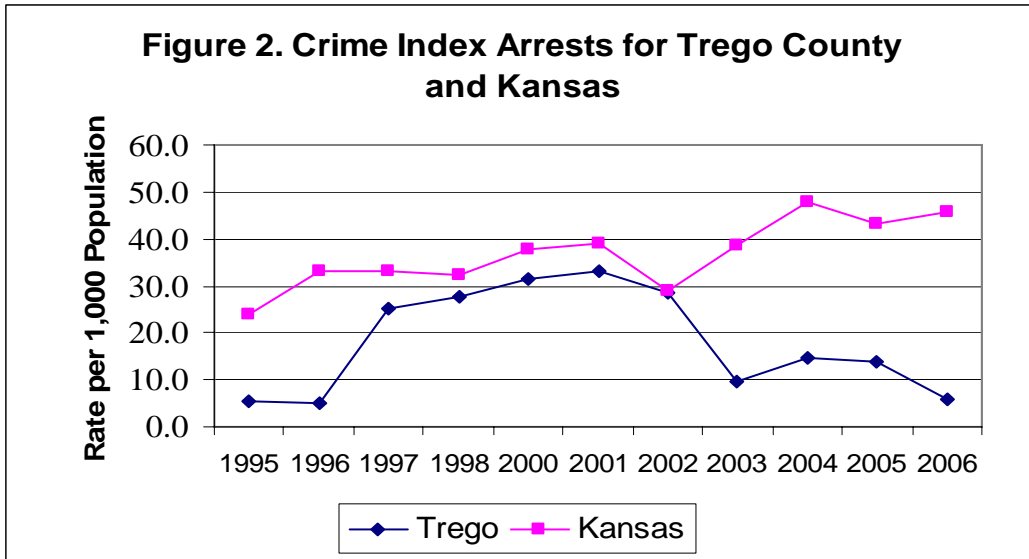


Kansas Statistical Abstract, 2007

Index crimes include violent crimes (murder, rape, robbery, and aggravated assault/battery) plus property crime (burglary, theft, and motor vehicle theft).

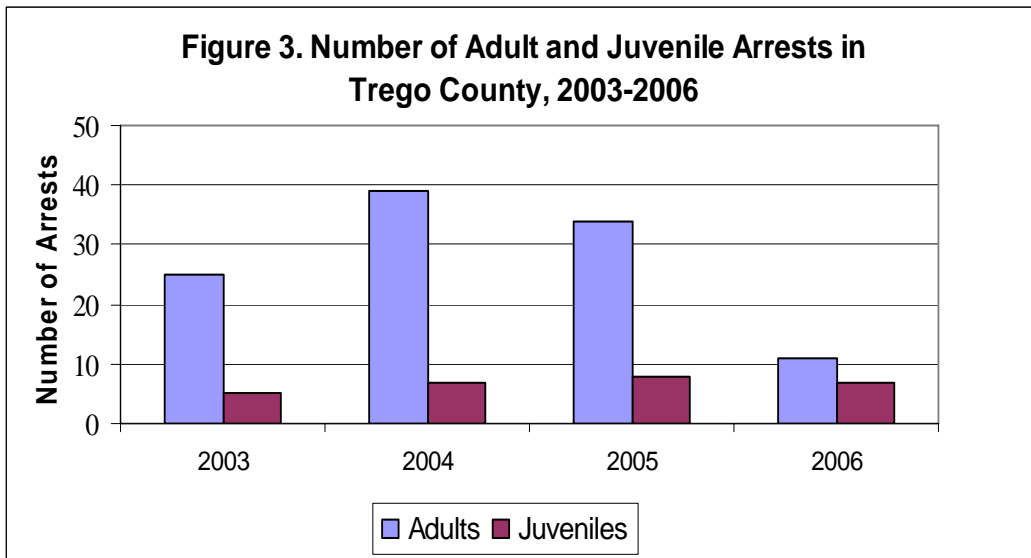
# Trego County Rural Health Works

The number of arrests in Trego County ballooned for a period between 1997 and 2002 to nearly match the state average of about 30 incidents per year. Over the past several years, however, the number of incidents was only about half that of the peak. In 2006, the number of both adult and juvenile incidents dropped dramatically.



Kansas Statistical Abstract, 2007

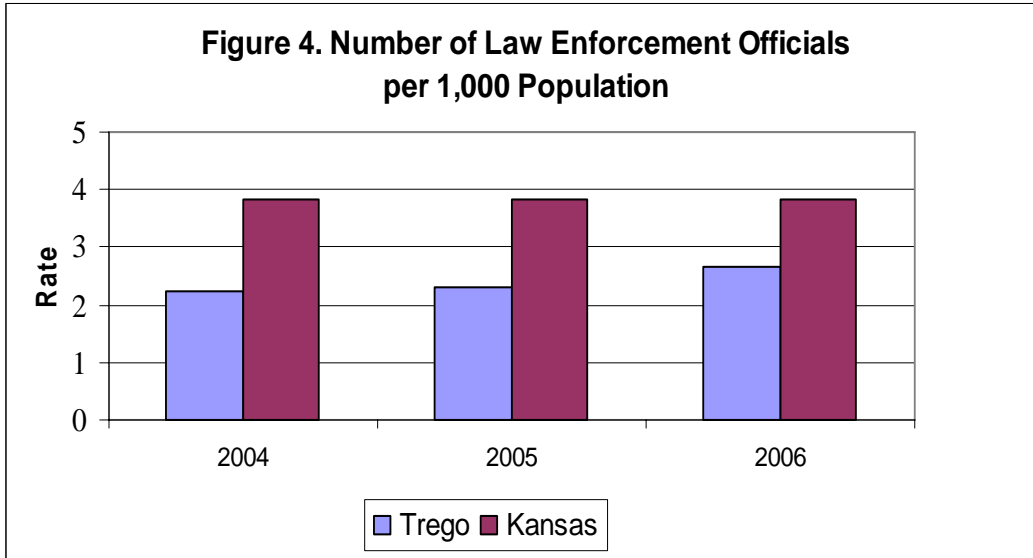
Index crimes include violent crimes (murder, rape, robbery, and aggravated assault/battery) plus property crime (burglary, theft, and motor vehicle theft).



Kansas Statistical Abstract, 2007

# Trego County Rural Health Works

The number of full-time law enforcement officials per 1,000 population in Trego County has increased somewhat, but remains well below the state rate.



Kansas Statistical Abstract, 2006

This information was prepared by the Office of Local Government, K-State Research and Extension. For questions or other information, call 785-532-2643.