

Russell County Rural Health Works



KANSAS RURAL
HEALTH WORKS



Communities Building Affordable & Sustainable Healthcare Systems

Crime Data

Introduction

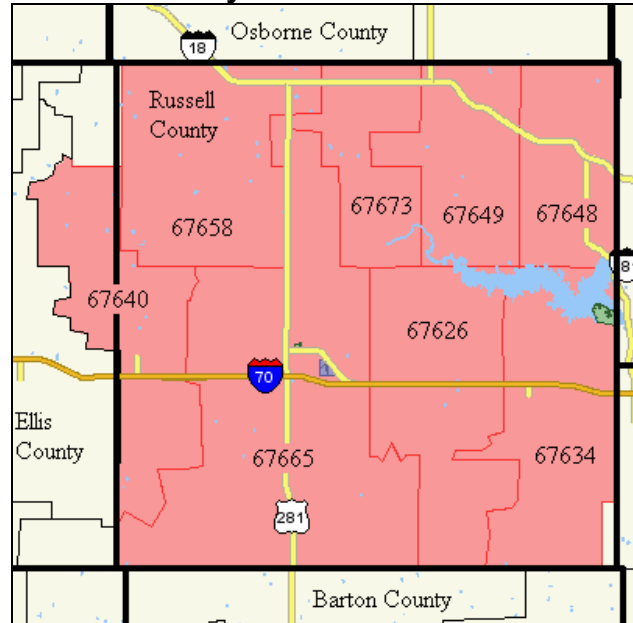
Kansas Rural Health Works (KRHW) is dedicated to helping rural communities build affordable and sustainable local health care systems. Health care is important to seniors, young families and companies. But rural health care systems are facing many challenges: hospitals are closing; services have been cut; doctors won't come to the area or they don't stay; Medicare and Medicaid payments are too low. Rural residents can revitalize their local health care system. KRHW provides the tools. Local visionary leadership puts these tools to work. KRHW helps communities keep health care dollars at home. Sponsored by the Kansas Rural Health Options Project with funding from the Office of Rural Health Policy, Health Resources and Services Administration.

Crime Data Summary

Following are a variety of data and statistics about criminal activity in Russell County that may have implications related to local health care needs. Most of the data only is available at a county scale and reflects the Russell County boundaries.

- The incidence of crime in Russell County has been about half of the state average over the past decade. The incidence of both violent crime and property crime increased in 2008 from 2007. Since its low in 2006, the combined crime index has been trending upward.
- Crime index arrests in Russell County have consistently remained above the state rate, although there was a sharp decline in both the number and rate of arrests in 2006.
- The number of full-time law enforcement officials per 1,000 population in Russell County has been equal to or greater than the state rate.

Russell County Health Market Area



ZIP codes within the Russell County Health Area. Source: Claritas, Inc. 2009

Russell County Rural Health Works

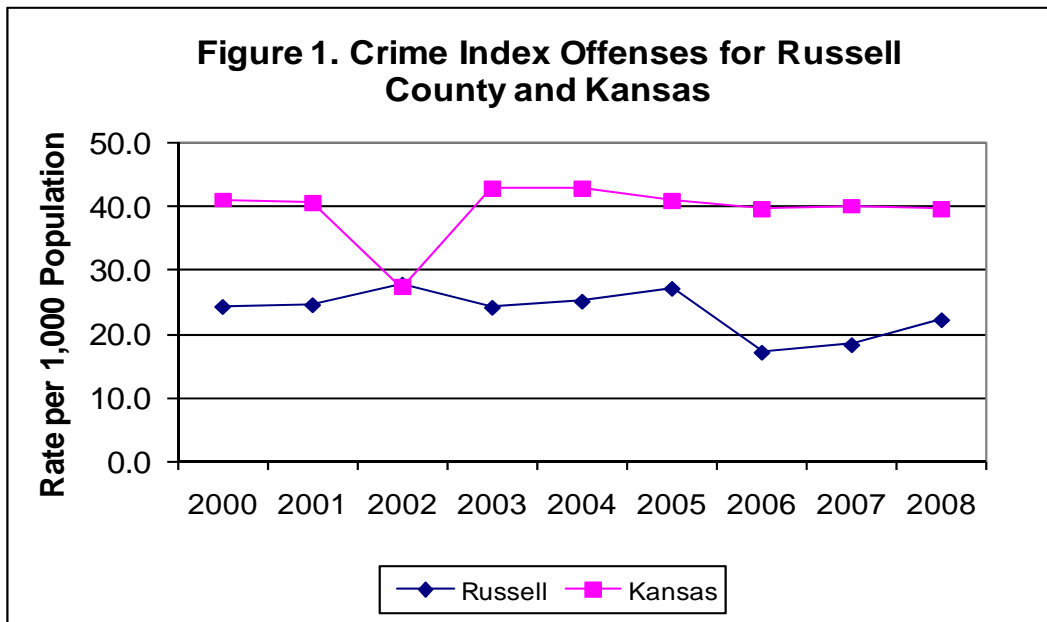
The incidence of crime in Russell County has been about half of the state average over the past decade. The incidence of both violent crime and property crime increased in 2007 from 2006. Since its low in 2006, the combined crime index has been trending upward.

Table 1. Crime Statistics for Russell County and Kansas

2007						
	<u>Crime Index Offenses</u>		<u>Violent Crime</u>		<u>Property Crime</u>	
	Number	Rate per 1,000	Number	Rate per 1,000	Number	Rate per 1,000
Russell	123	18.5	15	2.3	108	16.2
Kansas	111,035	41.4	11,403	4.3	99,632	37.2
2008						
	<u>Crime Index Offenses</u>		<u>Violent Crime</u>		<u>Property Crime</u>	
	Number	Rate per 1,000	Number	Rate per 1,000	Number	Rate per 1,000
Russell	147	22	27	4.0	120	18.0
Kansas	93,996	37.5	10,032	4	83,964	33.5

Kansas Statistical Abstract, 2009

Index crimes include violent crimes (murder, rape, robbery, and aggravated assault/battery) plus property crime (burglary, theft, and motor vehicle theft).

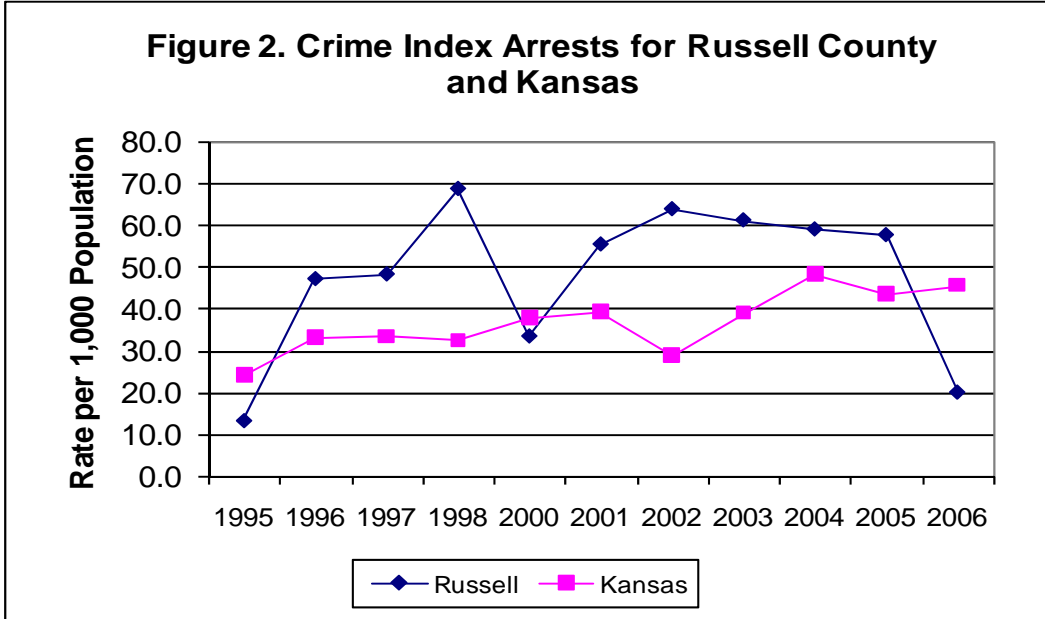


Kansas Statistical Abstract, 2009

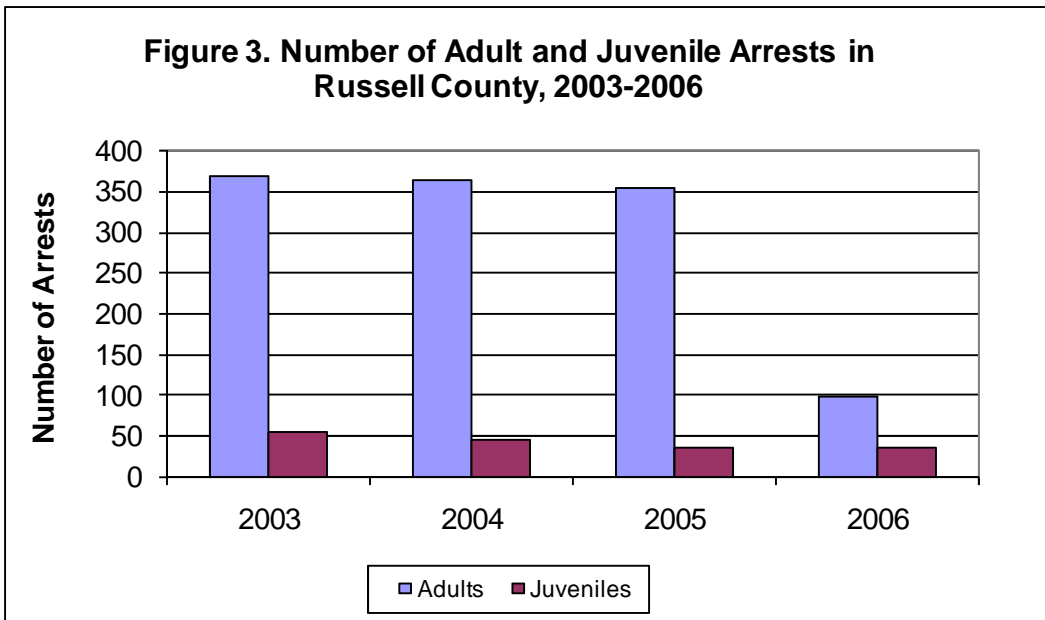
Index crimes include violent crimes (murder, rape, robbery, and aggravated assault/battery) plus property crime (burglary, theft, and motor vehicle theft).

Russell County Rural Health Works

The index crime rate has generally remained above the Kansas rate, with a sharp decrease in 2006.



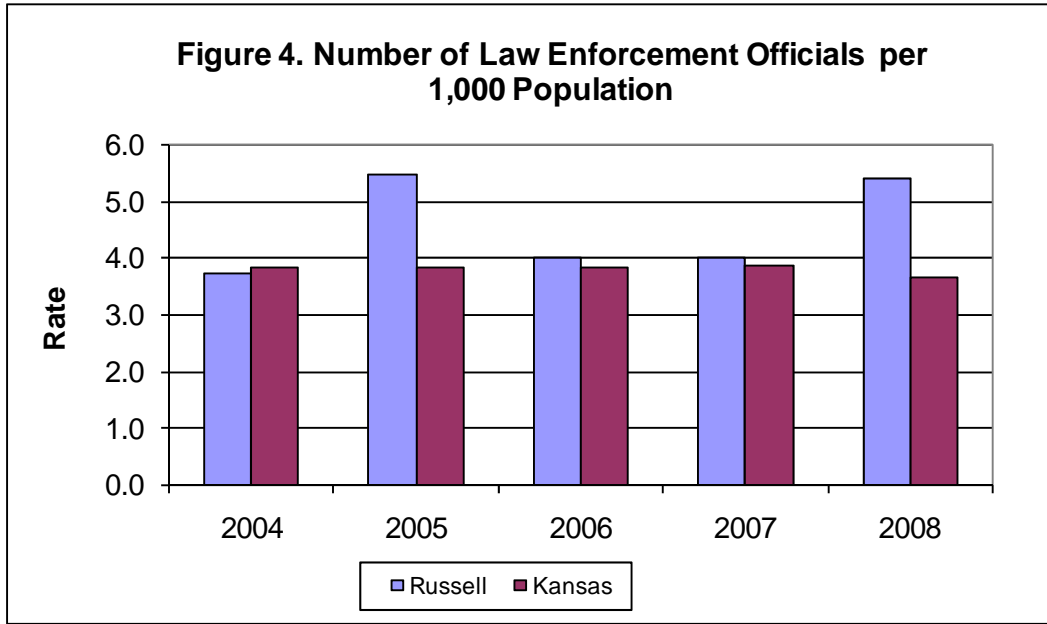
Kansas Statistical Abstract, 2009
 Incomplete data for one or more years.



Kansas Statistical Abstract, 2009
 Incomplete data for one or more years.

Russell County Rural Health Works

The number of full-time law enforcement officials per 1,000 population in Russell County has been equal or higher than the state rate.



Kansas Statistical Abstract, 2009

This information was prepared by the Office of Local Government, K-State Research and Extension. For questions or other information, call 785-532-2643.