

Rice County Rural Health Works



Communities Building Affordable & Sustainable Healthcare Systems

Crime Data

Introduction

Kansas Rural Health Works (KRHW) is dedicated to helping rural communities build affordable and sustainable local health care systems. Health care is important to seniors, young families and companies. But rural health care systems are facing many challenges: hospitals are closing; services have been cut; doctors won't come to the area or they don't stay; Medicare and Medicaid payments are too low. Rural residents can revitalize their local health care system. KRHW provides the tools. Local visionary leadership puts these tools to work. KRHW helps communities keep health care dollars at home. Sponsored by the Kansas Rural Health Options Project with funding from the Office of Rural Health Policy, Health Resources and Services Administration.

Crime Data Summary

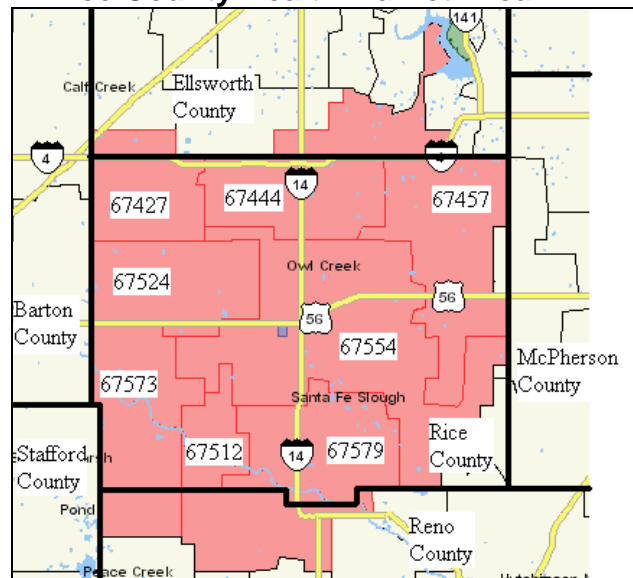
Following are a variety of data and statistics about criminal activity in Rice County that may have implications related to local health care needs. Most of the data only is available at a county scale and reflects the Rice County boundaries.

- The incidence of crime in Rice County has been about half of the state average over the past decade. The incidence of both violent crime and property crime decreased in 2007 from 2006. Since its low in 2003, the combined crime index has been trending upward.

- While the index crime rate has declined in Rice County though the first half of the decade, the total number of adult and juvenile arrests have generally increased between 2003 and 2006.

- The number of full-time law enforcement officials per 1,000 population in Rice County has increased somewhat, but remains well below the state rate.

Rice County Health Market Area



ZIP codes within the Rice County Health Area. Source: Claritas, Inc. 2009

Rice County Rural Health Works

The incidence of crime in Rice County has been about half of the state average over the past decade. The incidence of both violent crime and property crime decreased in 2007 from 2006. Since its low in 2003, the combined crime index has been trending upward.

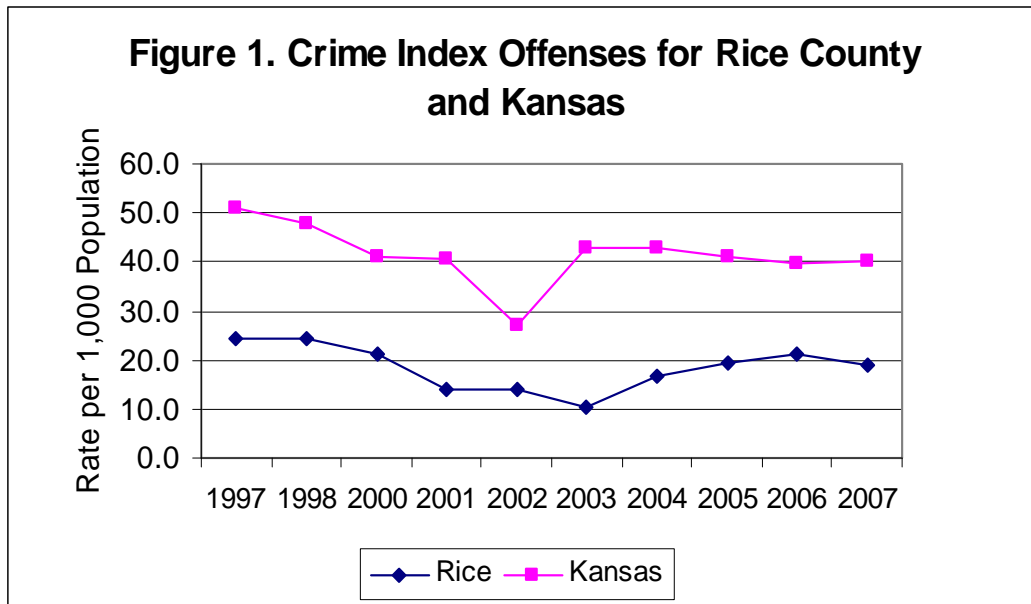
Table 1. Crime Statistics for Rice County and Kansas

2006						
	Crime Index Offenses		Violent Crime		Property Crime	
	Number	Rate per 1,000	Number	Rate per 1,000	Number	Rate per 1,000
Rice	199	21.0	36	3.8	163	17.2
Kansas	110,034	39.8	10,924	3.95	99,110	35.9

2007						
	Crime Index Offenses		Violent Crime		Property Crime	
	Number	Rate per 1,000	Number	Rate per 1,000	Number	Rate per 1,000
Rice	119	19.1	19	3.0	100	16.0
Kansas	111,343	40.1	11,444	4.1	99,899	36

Kansas Statistical Abstract, 2009

Index crimes include violent crimes (murder, rape, robbery, and aggravated assault/battery) plus property crime (burglary, theft, and motor vehicle theft).

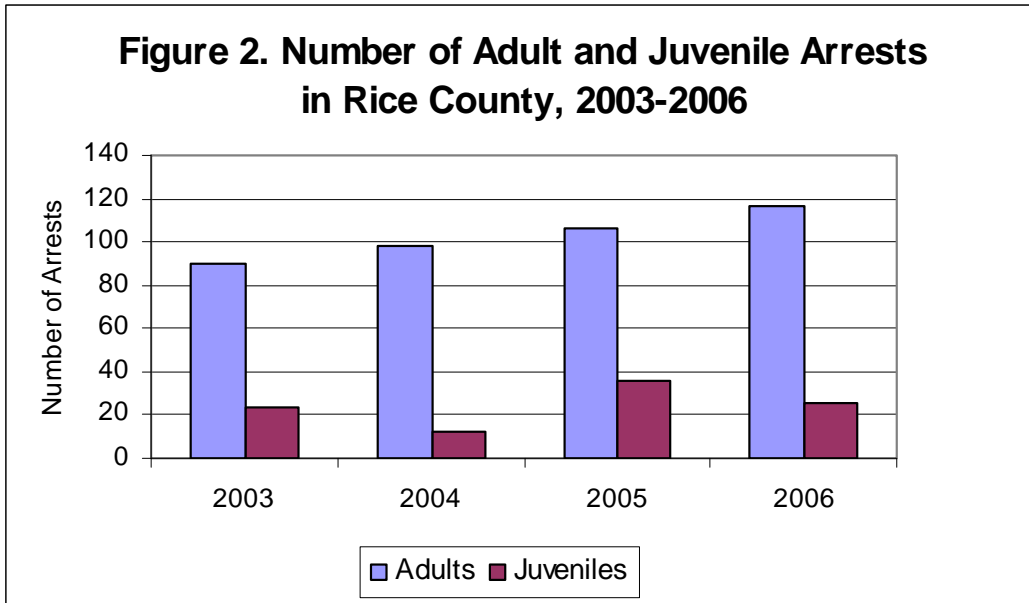


Kansas Statistical Abstract, 2009

Index crimes include violent crimes (murder, rape, robbery, and aggravated assault/battery) plus property crime (burglary, theft, and motor vehicle theft).

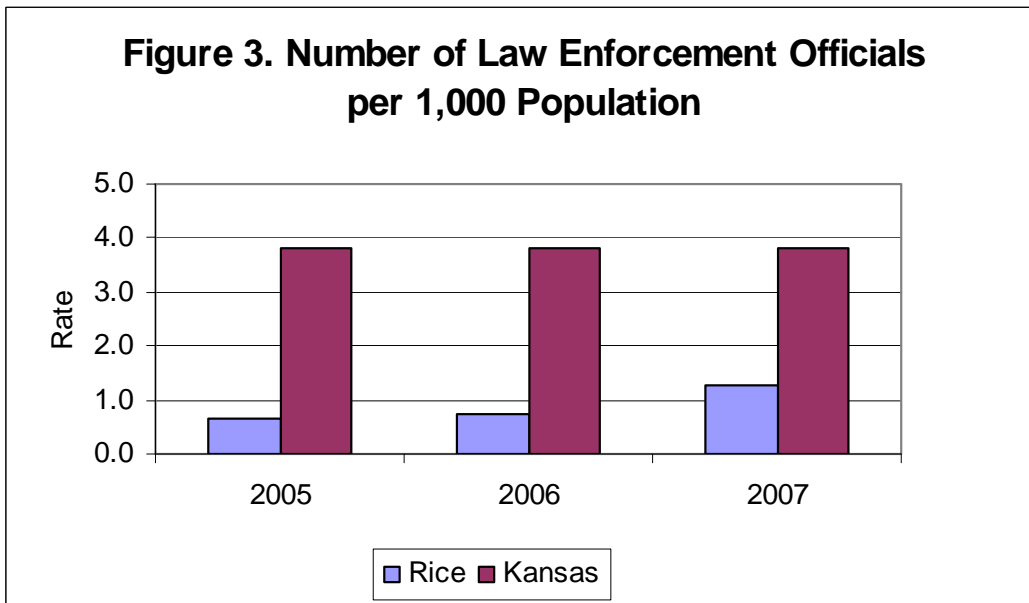
Rice County Rural Health Works

The index crime rate has generally increased in Rice County though the first half of the decade. Correspondingly, the total number of adult and juvenile arrests have generally increased between 2003 and 2006.



Kansas Statistical Abstract, 2009

The number of full-time law enforcement officials per 1,000 population in Rice County has increased somewhat, but remains well below the state rate.



Kansas Statistical Abstract, 2009

Rice County Rural Health Works

This information was prepared by the Office of Local Government, K-State Research and Extension. For questions or other information, call 785-532-2643.