

Neodesha Rural Health Works



Communities Building Affordable & Sustainable Healthcare Systems

Crime Data

Introduction

Kansas Rural Health Works (KRHW) is dedicated to helping rural communities build affordable and sustainable local health care systems. Health care is important to seniors, young families and companies. But rural health care systems are facing many challenges: hospitals are closing; services have been cut; doctors won't come to the area or they don't stay; Medicare and Medicaid payments are too low. Rural residents can revitalize their local health care system. KRHW provides the tools. Local visionary leadership puts these tools to work. KRHW helps communities keep health care dollars at home. Sponsored by the Kansas Rural Health Options Project with funding from the Office of Rural Health Policy, Health Resources and Services Administration.

Crime Data Summary

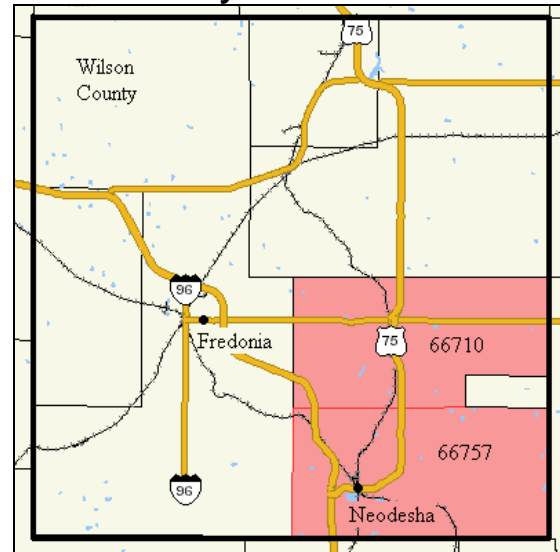
Following are a variety of data and statistics about criminal activity in Wilson County that may have implications related to local health care needs. Most of the data only is available at a county scale and reflects the Wilson County boundaries.

- The incidence of crime in Wilson County has been about half of the state average over the past decade. The incidence of both violent crime and property crime increased in 2007 from 2006. The combined crime index has been trending upward.

- While the index crime rate in Wilson County increased through the first half of the decade, the total number of adult and juvenile arrests have generally increased between 2003 and 2006.

- The number of full-time law enforcement officials per 1,000 population in Wilson County has increased somewhat, and remains higher than the state rate the state rate.

Wilson County Health Market Area



ZIP codes within the Wilson County Health Area. Source: Claritas, Inc. 2009

Neodesha Rural Health Works

The incidence of crime in Wilson County has been about half of the state average over the past decade. The incidence of both violent crime and property crime increased in 2007 from 2006. Over time, the combined crime index has been trending upward in Wilson County.

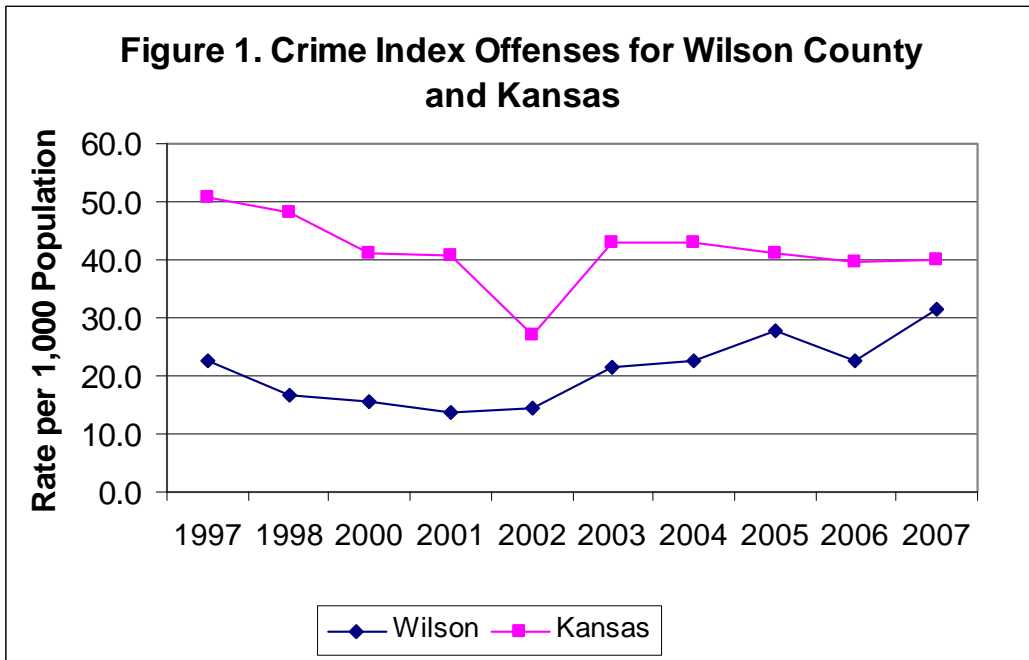
Table 1. Crime Statistics for Wilson County and Kansas

2006						
	Crime Index Offenses		Violent Crime		Property Crime	
	Number	Rate per 1,000	Number	Rate per 1,000	Number	Rate per 1,000
Wilson	223	22.5	19	1.9	204	20.6
Kansas	110,034	39.8	10,924	4.0	99,110	35.9

2007						
	Crime Index Offenses		Violent Crime		Property Crime	
	Number	Rate per 1,000	Number	Rate per 1,000	Number	Rate per 1,000
Wilson	307	31.3	22	2.2	285	29.0
Kansas	111,343	40.1	11,444	4.1	99,899	36.0

Kansas Statistical Abstract, 2009

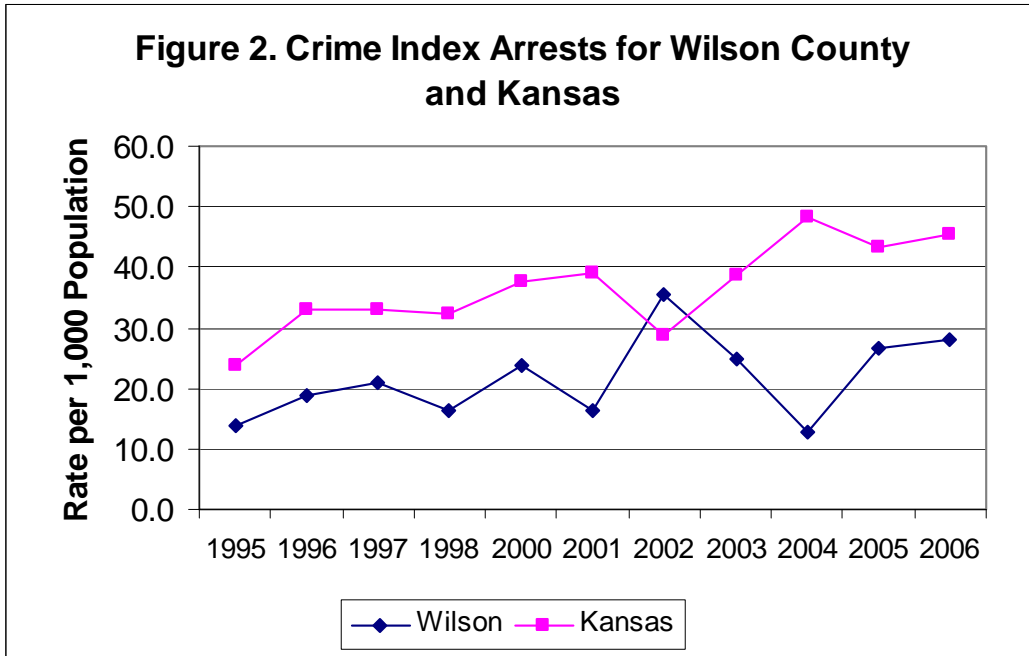
Index crimes include violent crimes (murder, rape, robbery, and aggravated assault/battery) plus property crime (burglary, theft, and motor vehicle theft).



Kansas Statistical Abstract, 2009

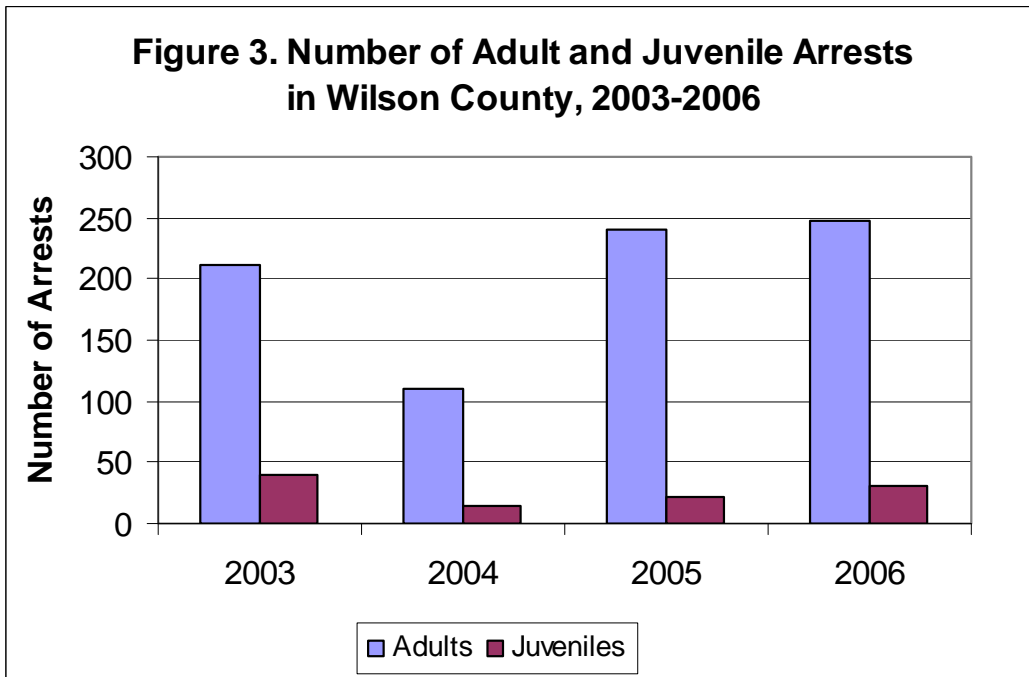
Index crimes include violent crimes (murder, rape, robbery, and aggravated assault/battery) plus property crime (burglary, theft, and motor vehicle theft).

Neodesha Rural Health Works



Kansas Statistical Abstract, 2009

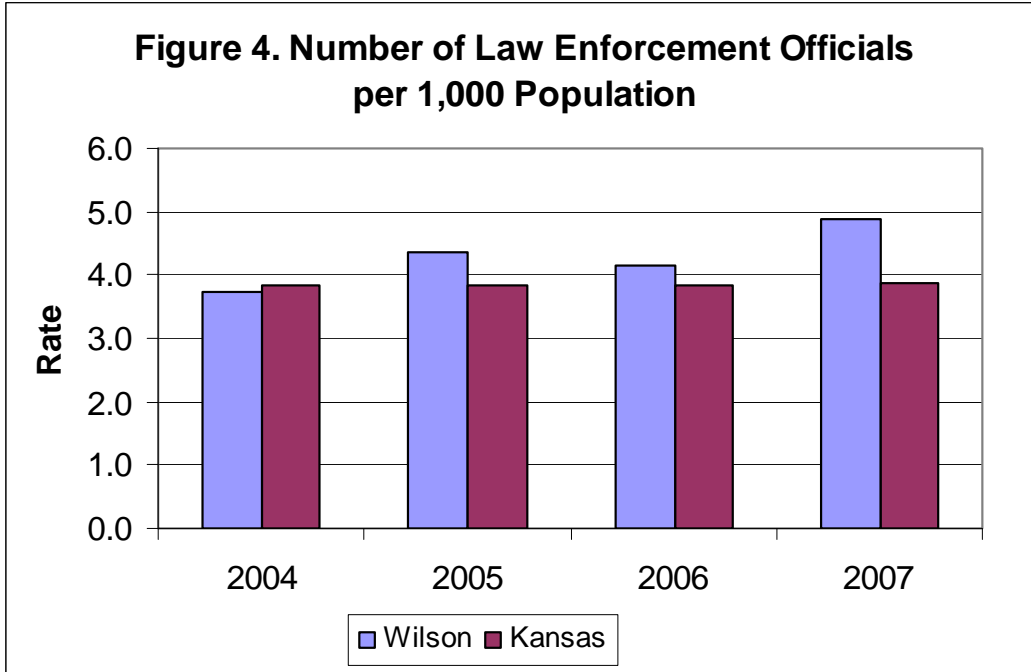
The index crime rate has generally increased in Wilson County though the first half of the decade. Correspondingly, the total number of adult and juvenile arrests has generally increased between 2003 and 2006.



Kansas Statistical Abstract, 2009

Neodesha Rural Health Works

The number of full-time law enforcement officials per 1,000 population in Wilson County has increased somewhat, and remains slightly above the state rate.



Kansas Statistical Abstract, 2009

This information was prepared by the Office of Local Government, K-State Research and Extension. For questions or other information, call 785-532-2643.