

# Columbus Rural Health Works



**KANSAS RURAL  
HEALTH WORKS**



Communities Building Affordable & Sustainable Healthcare Systems

## Traffic Data

### Introduction

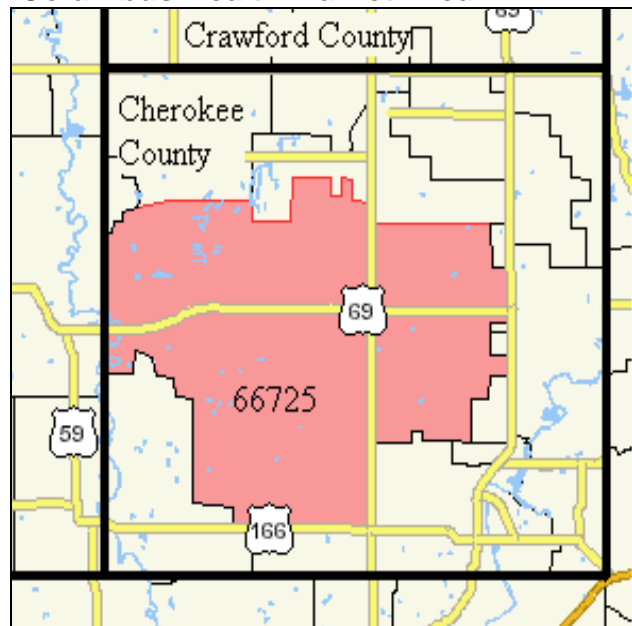
Kansas Rural Health Works (KRHW) is dedicated to helping rural communities build affordable and sustainable local health care systems. Health care is important to seniors, young families and companies. But rural health care systems are facing many challenges: hospitals are closing; services have been cut; doctors won't come to the area or they don't stay; Medicare and Medicaid payments are too low. Rural residents can revitalize their local health care system. KRHW provides the tools. Local visionary leadership puts these tools to work. KRHW helps communities keep health care dollars at home. Sponsored by the Kansas Rural Health Options Project with funding from the Office of Rural Health Policy, Health Resources and Services Administration.

### Traffic Data Summary

Following are a variety of data and statistics about traffic accidents in Cherokee County. The data is reported by county.

- The rate of traffic accidents in Cherokee County slightly exceeds the rate for the state as a whole, with deer-vehicle collisions accounting for many of the accidents.
- Each year there are about 550 total vehicle crashes in Cherokee County.
- In 2008, the most recent year for which data were available, there were 168 accidents involving injury and eight with a fatality.
- Among the reasons for injury and death is the failure to use seatbelts. In 22 percent of the incidents involving injury or death, vehicle occupants were not using seatbelts.

### Columbus Health Market Area



ZIP codes within the Columbus Health Area.  
Source: Claritas, Inc. 2009

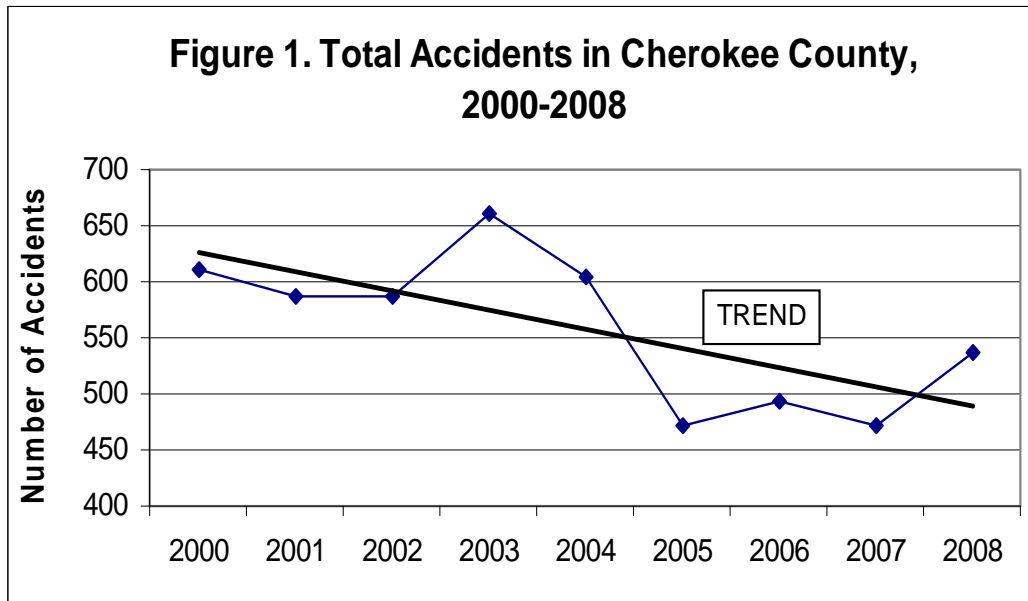
# Columbus Rural Health Works

The rate of traffic accidents in Cherokee County exceeds the rate for the state as a whole, with deer-vehicle collisions accounting for many of the accidents. Each year there are about 550 total vehicle crashes in Cherokee County, but overall trends are improving. In 2008, the most recent year for which data were available, there were 168 accidents involving injury and eight fatalities. Among the reasons for injury and death is the failure to use seatbelts. In 22 percent of the incidents involving injury or death, vehicle occupants were not using seatbelts.

**Table 1. 2008 Traffic Accident Facts for Cherokee County and Kansas**

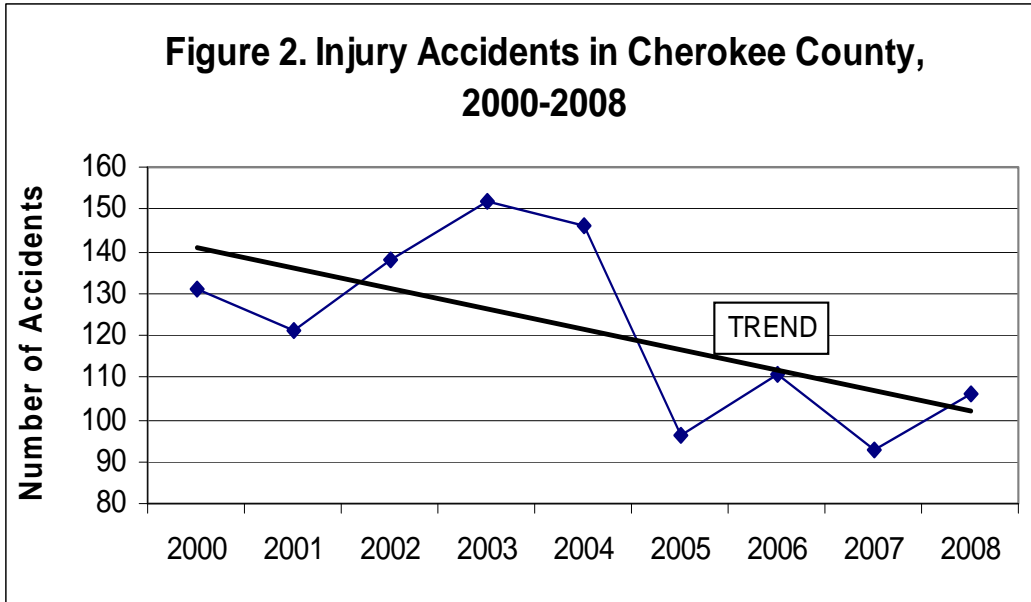
Accidents	Cherokee	Kansas	Rate per 1,000 Population	
			Cherokee	Kansas
Total	536	65,858	25.4	23.5
Fatal Accidents	8	348	0.4	0.1
Injury Accidents	106	14,866	5.0	5.3
Property Damage Only	422	50,644	20.0	18.1
Deer Involved	162	9,371	7.7	3.3
Speed Related	29	7,917	1.4	2.8
Alcohol Related	26	3,366	1.2	1.2
<b>People</b>				
Deaths	8	385	0.4	0.1
Injuries	168	21,058	8.0	7.5
% Restraint Use			78.2%	80.9%

Kansas Traffic Accident Facts, 2009

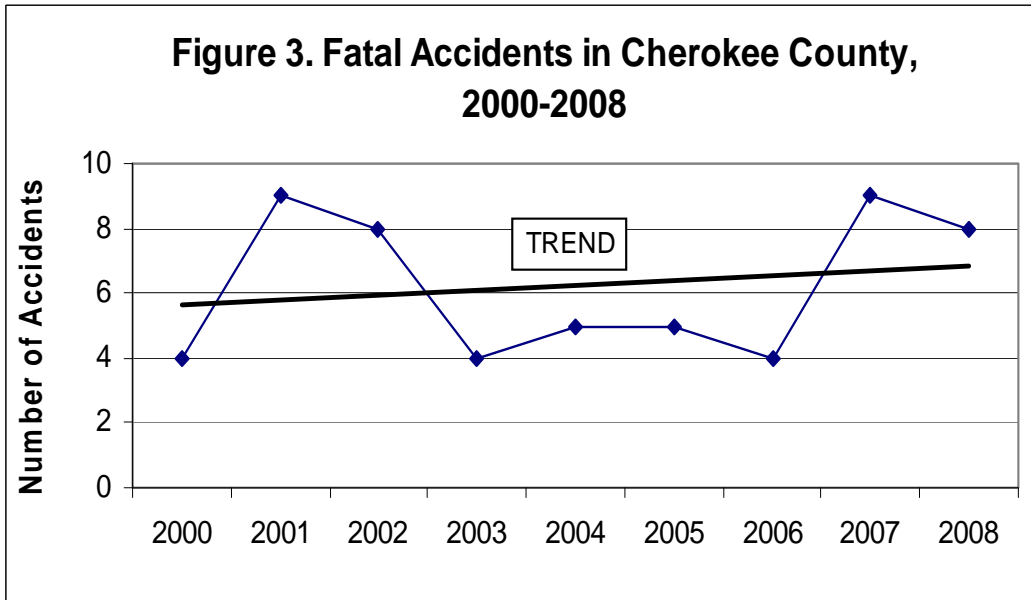


Kansas Department of Transportation, 2009

# Columbus Rural Health Works

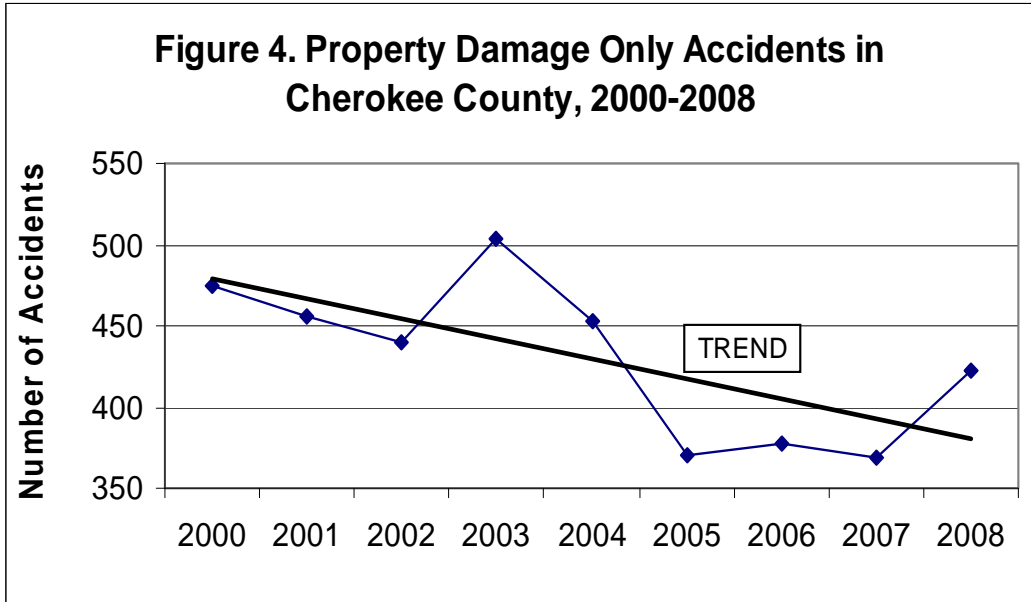


Kansas Department of Transportation, 2009

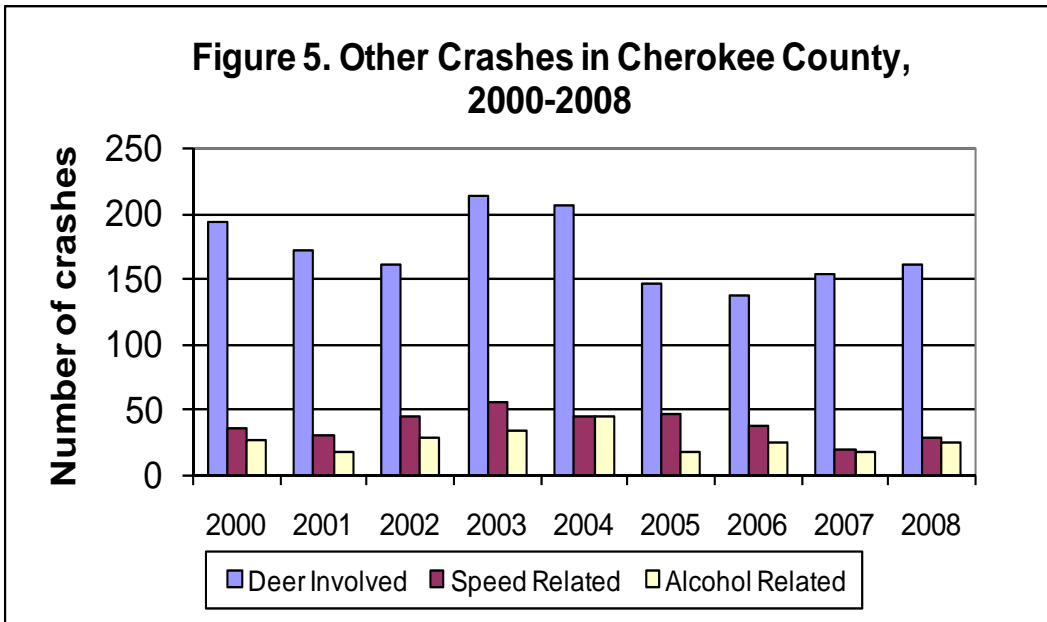


Kansas Department of Transportation, 2009

# Columbus Rural Health Works



Kansas Department of Transportation, 2009



Kansas Department of Transportation, 2009

This information was prepared by the Office of Local Government, K-State Research and Extension. For questions or other information, call 785-532-2643.