

Columbus Rural Health Works



KANSAS RURAL
HEALTH WORKS



Communities Building Affordable & Sustainable Healthcare Systems

Crime Data

Introduction

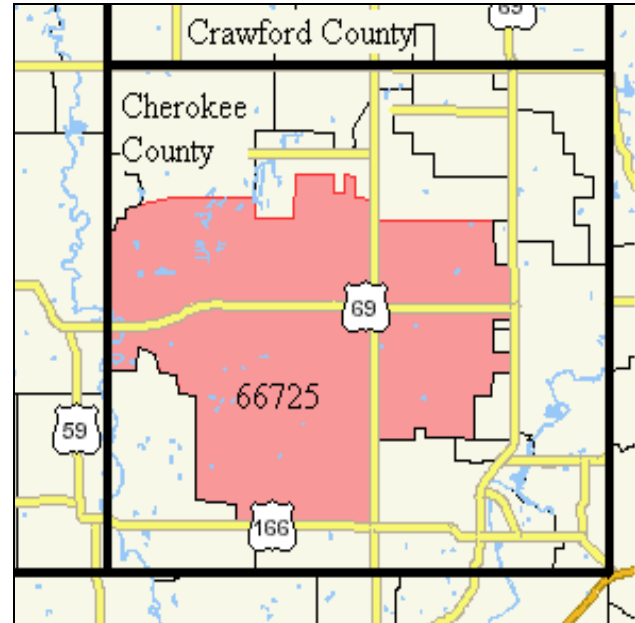
Kansas Rural Health Works (KRHW) is dedicated to helping rural communities build affordable and sustainable local health care systems. Health care is important to seniors, young families and companies. But rural health care systems are facing many challenges: hospitals are closing; services have been cut; doctors won't come to the area or they don't stay; Medicare and Medicaid payments are too low. Rural residents can revitalize their local health care system. KRHW provides the tools. Local visionary leadership puts these tools to work. KRHW helps communities keep health care dollars at home. Sponsored by the Kansas Rural Health Options Project with funding from the Office of Rural Health Policy, Health Resources and Services Administration.

Crime Data Summary

Following are a variety of data and statistics about criminal activity in Cherokee County that may have implications related to local health care needs. Most of the data only is available at a county scale and reflects the Cherokee County boundaries.

- The incidence of crime in Cherokee County has generally been below the state average over the past decade. The incidence of both violent crime and property crime increased in 2008 from 2007. Since its low in 2006, the combined crime index has been trending upward.
- Crime index arrests in Cherokee County have generally remained below the state rate. The sharp decline in both the reported number and rate of arrests in 2006 was likely due to incomplete data.
- The number of full-time law enforcement officials per 1,000 population in Cherokee County has fallen significantly since 2006.

Columbus Health Market Area



ZIP codes within the Columbus Health Area.
Source: Claritas, Inc. 2009

Columbus Rural Health Works

The incidence of crime in Cherokee County has been below the state average over the past decade. The incidence of both violent crime and property crime increased in 2007 from 2006. Since its low in 2006, the combined crime index has been trending upward.

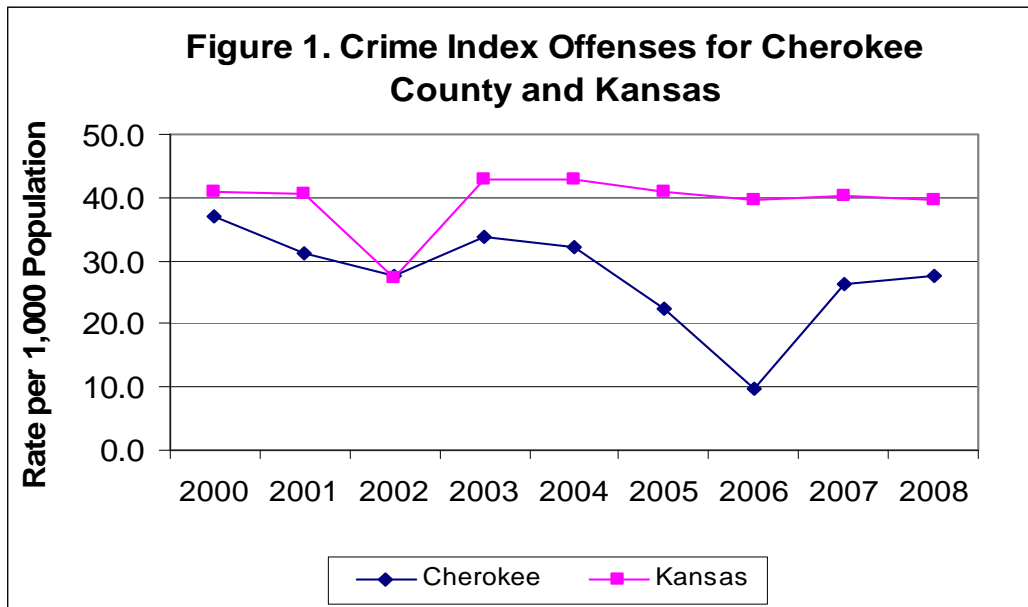
Table 1. Crime Statistics for Cherokee County and Kansas

	2007					
	Crime Index Offenses		Violent Crime		Property Crime	
	Number	Rate per 1,000	Number	Rate per 1,000	Number	Rate per 1,000
Cherokee	562	27.7	38	1.9	524	25.8
Kansas	111,035	41.4	11,403	4.3	99,632	37.2

	2008					
	Crime Index Offenses		Violent Crime		Property Crime	
	Number	Rate per 1,000	Number	Rate per 1,000	Number	Rate per 1,000
Cherokee	583	28.8	41	2.0	542	26.7
Kansas	93,996	37.5	10,032	4	83,964	33.5

Kansas Statistical Abstract, 2009

Index crimes include violent crimes (murder, rape, robbery, and aggravated assault/battery) plus property crime (burglary, theft, and motor vehicle theft).

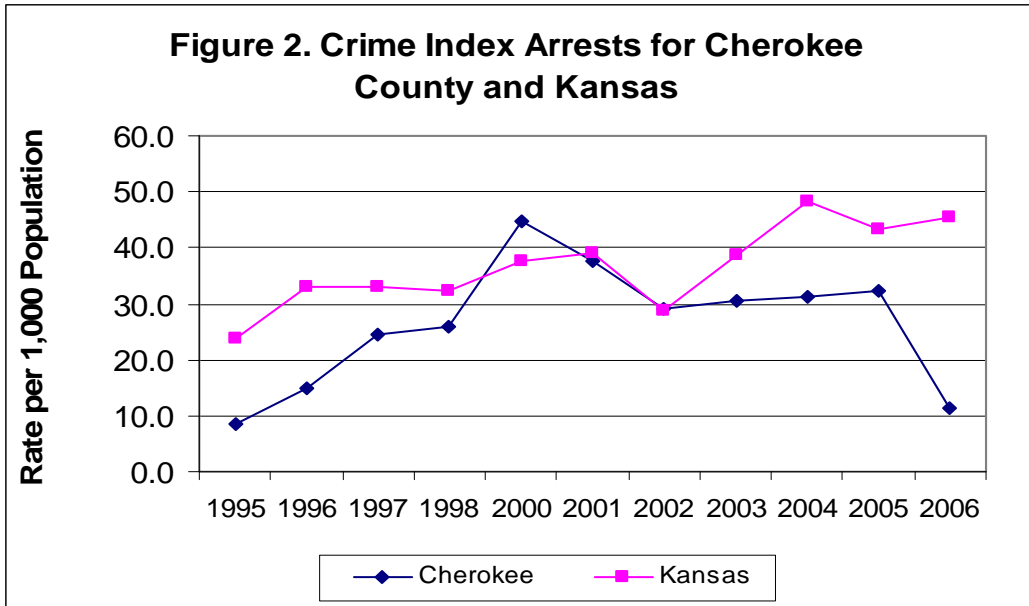


Kansas Statistical Abstract, 2009

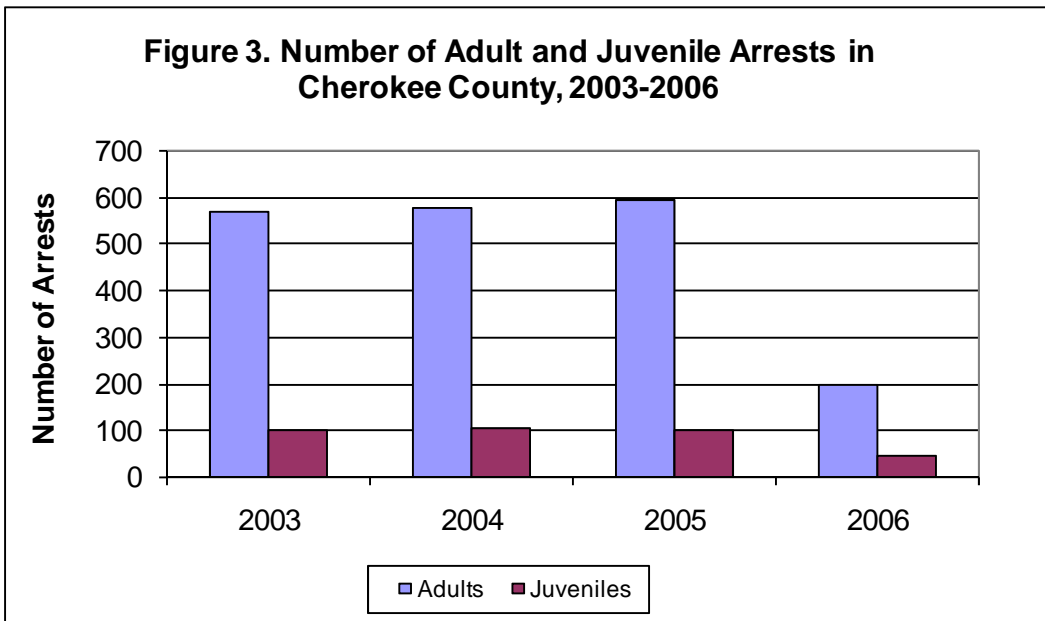
Index crimes include violent crimes (murder, rape, robbery, and aggravated assault/battery) plus property crime (burglary, theft, and motor vehicle theft).

Columbus Rural Health Works

The index crime rate has generally remained below the Kansas rate, with a sharp decrease in 2006. This was most likely due to incomplete data for the year.



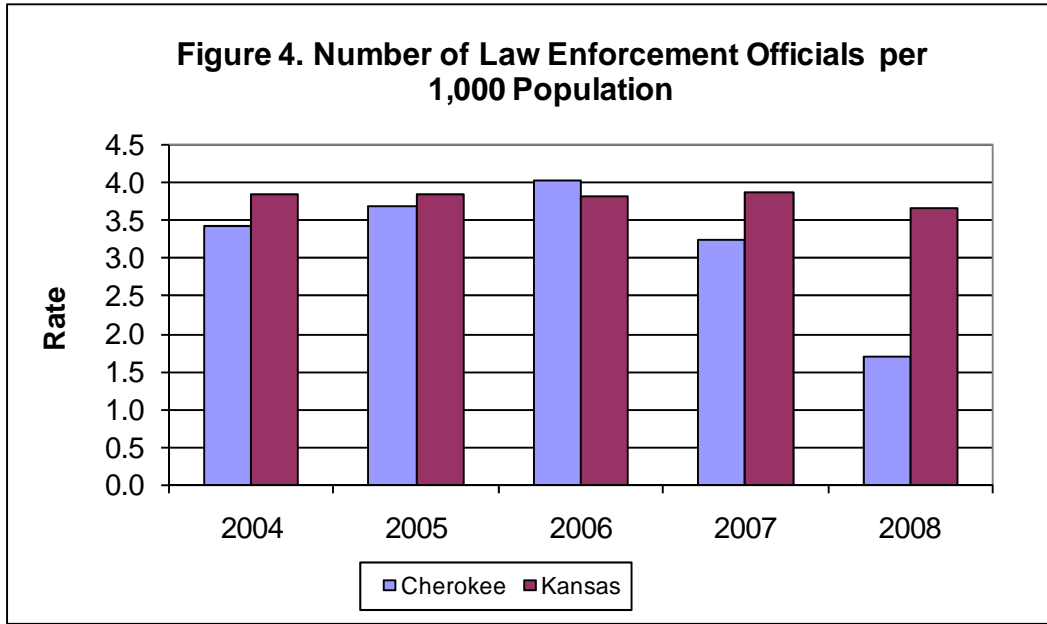
Kansas Statistical Abstract, 2009
 Incomplete data for one or more years



Kansas Statistical Abstract, 2009
 Incomplete data for one or more years

Columbus Rural Health Works

The number of full-time law enforcement officials per 1,000 population in Cherokee County has been about equal with the state rate. Since 2006, the number of law enforcement officials has fallen significantly.



Kansas Statistical Abstract, 2009

This information was prepared by the Office of Local Government, K-State Research and Extension. For questions or other information, call 785-532-2643.