

# Cloud County Rural Health Works



Communities Building Affordable & Sustainable Healthcare Systems

## Health and Behavioral Data

### Introduction

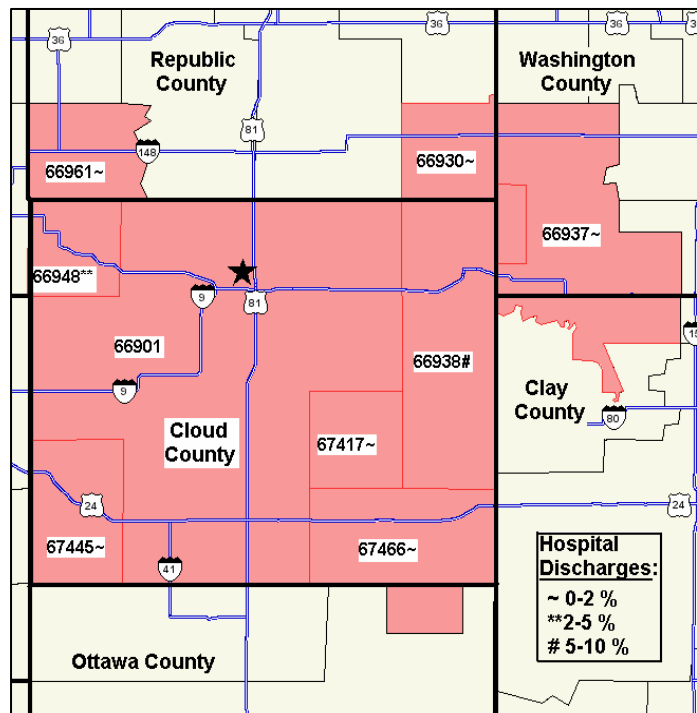
Kansas Rural Health Works (KRHW) is dedicated to helping rural communities build affordable and sustainable local health care systems. Health care is important to seniors, young families and companies. But rural health care systems are facing many challenges: hospitals are closing; services have been cut; doctors won't come to the area or they don't stay; Medicare and Medicaid payments are too low. Rural residents can revitalize their local health care system. KRHW provides the tools. Local visionary leadership puts these tools to work. KRHW helps communities keep health care dollars at home. Sponsored by the Kansas Rural Health Options Project with funding from the Office of Rural Health Policy, Health Resources and Services Administration.

### Health and Behavioral Data Summary

Following are a variety of data and statistics about health and behavioral characteristics in Cloud County that may have implications for local health care needs. The data is reported by county.

- The occupancy rate of available nursing and assisted living beds is about 80 percent, suggesting an over-supply of beds.
- The rate of substantiated child abuse and neglect in Cloud County is higher than the state average.
- Across most of the state/Medicaid funded service categories, there appears to be an increasing local trend in the number served, possibly indicating increasing economic need.
- While the rate of births to school-age mothers is below the Kansas average, the rates of infant mortality and childhood death equal or exceed the state.
- About 14 percent of live births in 2004 were to mothers with less than a high school education, and about 13 percent of live births came to term with inadequate prenatal care.
- Most patients to the Cloud County Health Center come from the immediate vicinity of Concordia. Less than half of the Cloud County residents needing hospital care come to Concordia to obtain it.

### Cloud County Health Market Area



ZIP codes within the Cloud County Health Area.  
Source: Claritas, Inc. 2006

# Cloud County Rural Health Works

The population living in nursing care and assisted living facilities ranges between about 200 and 250 people. With the number of available beds, the occupancy rate is about 80 percent. Given many people's strong aversion to nursing care and trends toward increased community care options, the county many have an over-supply of beds.

**Table 1. Cloud Nursing Home and Assisted Living Bed Average Occupancy**

	2003	2004	2005
Average Number of Beds	289	295	265
Average Occupancy	232	231	208
Average Occupancy Rate	80.12%	78.28%	78.42%

Kansas Department on Aging

The rate of substantiated child abuse and neglect in Cloud County is higher than the state average. In 2004, there were 24 such cases. This has implication for the emotional well-being of a generally vulnerable group of individuals.

Reflecting on issues of behavior and social control, there were 41 cases involving juvenile court filings in 2005.

**Table 2. Child Abuse and Juvenile Crime**

<b>2004</b>	Cloud	State
Substantiated Child Abuse and Neglect	24	6,310
Rate per 1,000 children under 18	12.2	9.2
Annual Average Rate	15.1	11.4
Percent Change	-19.2	-19.3
<b>2005</b>		
Juvenile Court Filings	41	14,113
Rate per 1,000 children under 18	20.8	20.6
Annual Average Rate	31.4	22.7
Percent Change	-33.9	-9.3

Kansas KIDS Count (2006)

The following page contains information about persons served by state/Medicaid funded services. Across most of the service categories reported, there appears to be an increasing trend in the number served. This may reflect a growing need for economic assistance to individuals and families in the county.

# Cloud County Rural Health Works

**Table 3. Persons Served by State/Medicaid Funded Services in Cloud County**

Major Services	Persons Served		
	FY 2003	FY 2004	FY 2005
Temporary Assistance for Families	93	86	117
% Total Population	0.9%	0.9%	1.2%
Employment Preparation Services	31	38	53
% Total Population	0.3%	0.4%	0.5%
Child Care Assistance	60	78	72
% Total Population	0.6%	0.8%	0.7%
Food Assistance	506	536	555
% Total Population	5.1%	5.5%	5.7%
Energy Assistance *	524	619	593
% Total Population	5.3%	6.4%	6.1%
General Assistance	7	12	10
% Total Population	0.1%	0.1%	0.1%
Vocational Rehabilitation Services	43	51	60
% Total Population	0.4%	0.5%	0.6%
Family Preservation *	12	14	12
% Total Population	0.1%	0.1%	0.1%
Reintegration/Foster Care	15	16	14
% Total Population	0.2%	0.2%	0.1%
Adoption Support	7	9	14
% Total Population	0.1%	0.1%	0.1%
<b>Medicaid Funded Community Based Services</b>			
Physical Disability	23	19	24
Head Injury	0	1	1
Developmental Disability	36	37	39
Severe and Emotionally Disturbed Children	24	24	34
% Total Population	0.8%	0.8%	1.0%
<b>Institutional Services</b>			
% Total Population	0.0%	0.0%	0.0%

Kansas Department of Social Rehabilitative Services

*% Total Population Figures from U.S. Census Bureau Population Estimates*

Notes: All persons served represent the average monthly persons served per year. The exceptions are asterisked. The unit of service for energy assistance is the annual households served and the unit of service for family preservation is the number of families referred. This is not an exhaustive listing of all programs within SRS. This listing does not include Grants. This total excludes expenditures from programs not listed.

## Cloud County Rural Health Works

While the rate of births to school-age mothers is below the Kansas average, the rates of infant mortality and childhood death equal or exceed the state.

**Table 4. Birth Statistics for Cloud County and Kansas**

	Cloud	State
Births to School-Aged Mothers	1	1,224
Rate per 1,000 school-aged females	2.1	8.1
Annual Average Rate	4.6	8.8
Percent Change	-54.9	-8.0
Infant Mortalities	2	284
Rate per 1,000 births	20.2	7.2
Annual Average Rate	9.3	7.0
Percent Change	117.4	2.9
Childhood Deaths	0	131
Rate per 1,000 deaths	0.0	24.9
Annual Average Rate	25.0	24.7
Percent Change	-100.0	0.8
Low-Birth-Weight Babies	7	2890
Rate (percent of live births)	7.1	7.3
Annual Average Rate	5.2	7.1
Percent Change	35.9	2.8

Kansas KIDSCount (2006)

**Table 5. Hospital Data for Cloud County and Kansas**

	Cloud	Kansas
Licensed Acute Beds	25	13,666
Staffed Beds	25	9,839
Admissions	463	337,010
Admissions-Swing Beds	530	7,887
Emergency Room Visits	2,808	982,760
Outpatient Visits	19,621	6,456,867
Inpatient Surgical Operations	89	102,365
Outpatient Surgical Operations	447	217,408
Medicare Inpatient Discharges	530	142,632
Medicare Inpatient Days	1,730	819,808
Medicaid Inpatient Discharges	76	42,464
Medicaid Inpatient Days	161	357,227

Kansas Hospital Association STAT Report (2005)

## Cloud County Rural Health Works

**Table 6. Maternity Statistics**

Age of Mother	Cloud	State
Less than 20 years	10	4,006
20-24 years	39	11,159
25-29 years	26	11,455
30-34 years	12	8,473
35 and older	12	4,458

### Births by Mother's Race

White	99	34,990
Black	0	2,822
Other Non-White	0	1,679
Not Specified	0	62
<b>Total</b>	<b>99</b>	<b>39,553</b>

Kansas Department of Health and Environment (2004)

	Cloud	State
Births to Mothers with Less than High School	14	7,106
Rate (percent of live births)	14.1	18
Annual Average Rate	11.0	18.6
Percent Change	28.7	-3.2

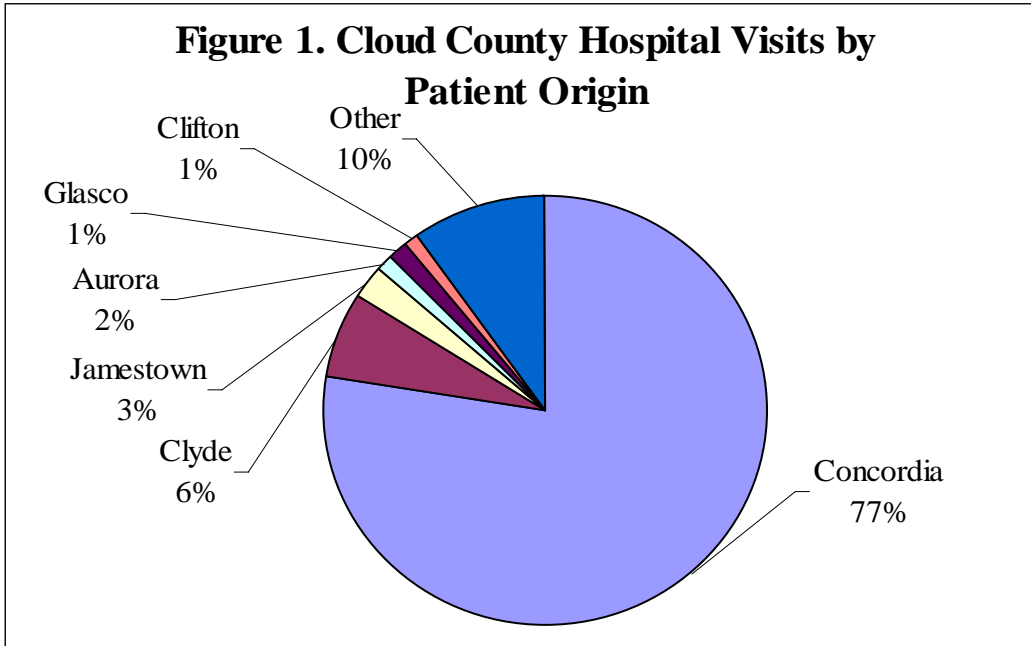
Births with Adequate or Better Prenatal Care	86	31,854
Rate	86.9	81.4
Annual Average Rate	82.0	80.9
Percent Change	6.0	0.6

Kansas KIDSCount (2006)

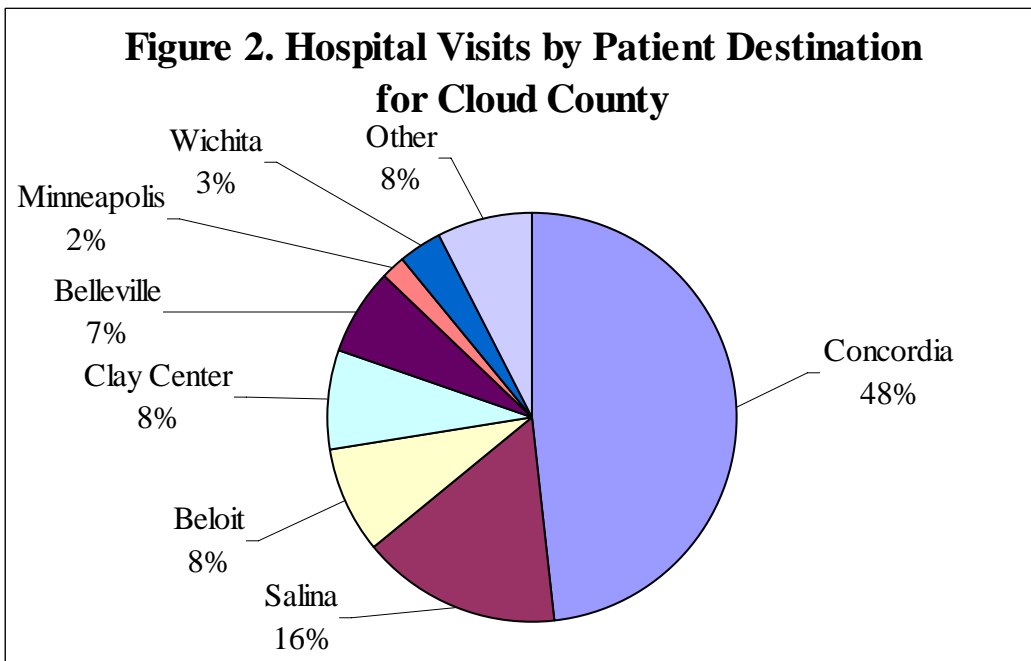
About 14 percent of live births in 2004 were to mothers with less than a high school education, and about 13 percent of live births came to term with inadequate prenatal care.

# Cloud County Rural Health Works

Most patients to the Cloud County Health Center come from the immediate vicinity of Concordia. Less than half of the Cloud County residents needing care come to Concordia to obtain it. Clearly, many need specialized care, but many are going to comparable alternative facilities.



Kansas Hospital Association



Kansas Hospital Association

This information was prepared by the Office of Local Government, K-State Research and Extension. For questions or other information, call 785-532-2643.